

## Outbreak Report for February 2025 West Virginia

During the month of February 2025, there were 104 outbreaks reported in West Virginia. Of those, 100 (96%) were confirmed to be outbreaks or clusters of disease. Sixty-four occurred in healthcare facilities, twenty-one in schools, twelve daycares, two residential facilities, and one was community based.

Of the 64 healthcare associated outbreaks, 52 were reported from long term care facilities (LTCF), 7 from assisted living facilities, 4 from hospitals and 1 from a rehabilitation facility.

The rest of this report describes the types and settings of the outbreaks. All data provided is provisional as some outbreaks may still be under investigation.

### Respiratory Outbreaks During February 2025 (n=83)

Type of Outbreak or Cluster	Number of Outbreaks	Outbreak Setting	# of Cases (Range of Cases)	Testing
<b>Influenza</b>	64	34 LTCF 15 Schools 8 Daycares 3 Hospitals 2 Assisted Living 1 Residential 1 Rehabilitation Facility	(2-54) (5-104),(18-54%)* (5-27) (11-35) (3-5) 18 27	Lab Confirmed
<b>COVID-19</b>	16	11 LTCF 3 Assisted Living 1 Daycare 1 Residential	(3-27) (5-33) 3 18	Lab Confirmed
<b>Respiratory Syncytial Virus Infection (RSV)</b>	1	1 Daycare	11	Lab Confirmed
<b>Human Metapneumovirus</b>	1	1 LTCF	4	Lab Confirmed
<b>Acute Respiratory Illness (ARI)</b>	1	1 School	41%*	No Lab Testing/ Testing Negative or Non-Contributory

\*Some school outbreaks are based on absenteeism rates rather than case counts or range

## Outbreak Report for February 2025 West Virginia

### Enteric Outbreaks During February 2025 (n=15)

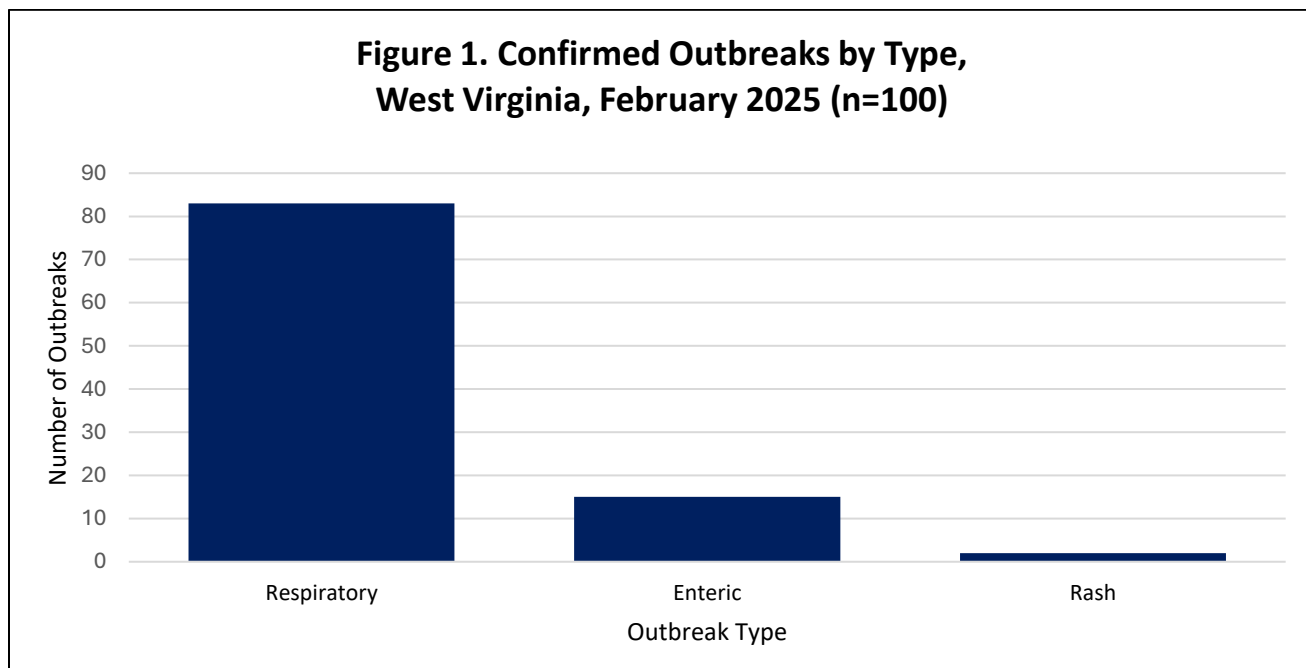
Type of Outbreak or Cluster	Number of Outbreaks	Outbreak Setting	# of Cases (Range of Cases)	Laboratory Testing
<b>Acute Gastroenteritis Illness (AGI)</b>	10	5 Schools 3 LTCF 1 Hospital 1 Assisted Living	(7-79),(32-40%)* (3-12) 35 36	No Lab Testing/Testing Negative or Non-Contributory
<b>Norovirus</b>	5	3 LTCF 1 Assisted Living 1 Food & Hospitality	(29-52) 25 15	Lab Confirmed

\*Some school outbreaks are based on absenteeism rates rather than case counts or range

### Rash Outbreaks During February 2025 (n=2)

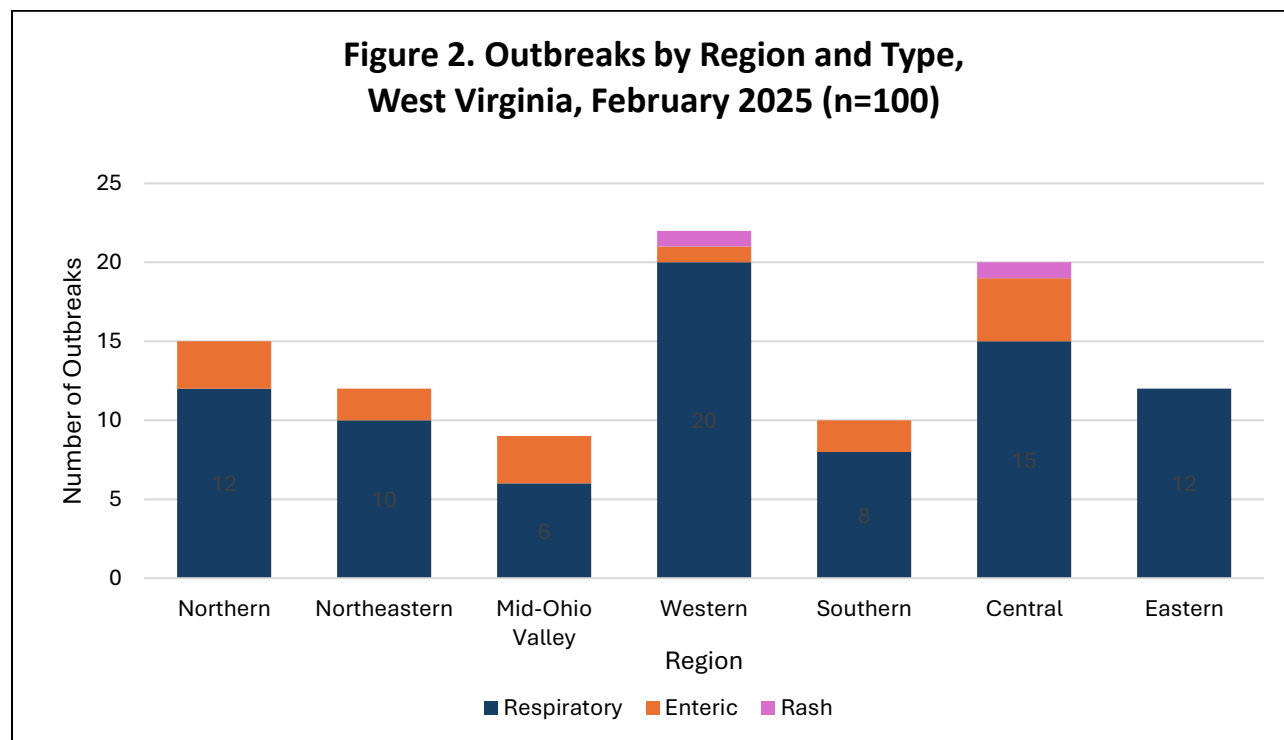
Type of Outbreak or Cluster	Number of Outbreaks	Outbreak Setting	# of Cases (Range of Cases)	Laboratory Testing
<b>Hand, Foot and Mouth Disease</b>	2	2 Daycares	(4-9)	No Lab Testing

Figure 1 illustrates confirmed outbreaks by type.



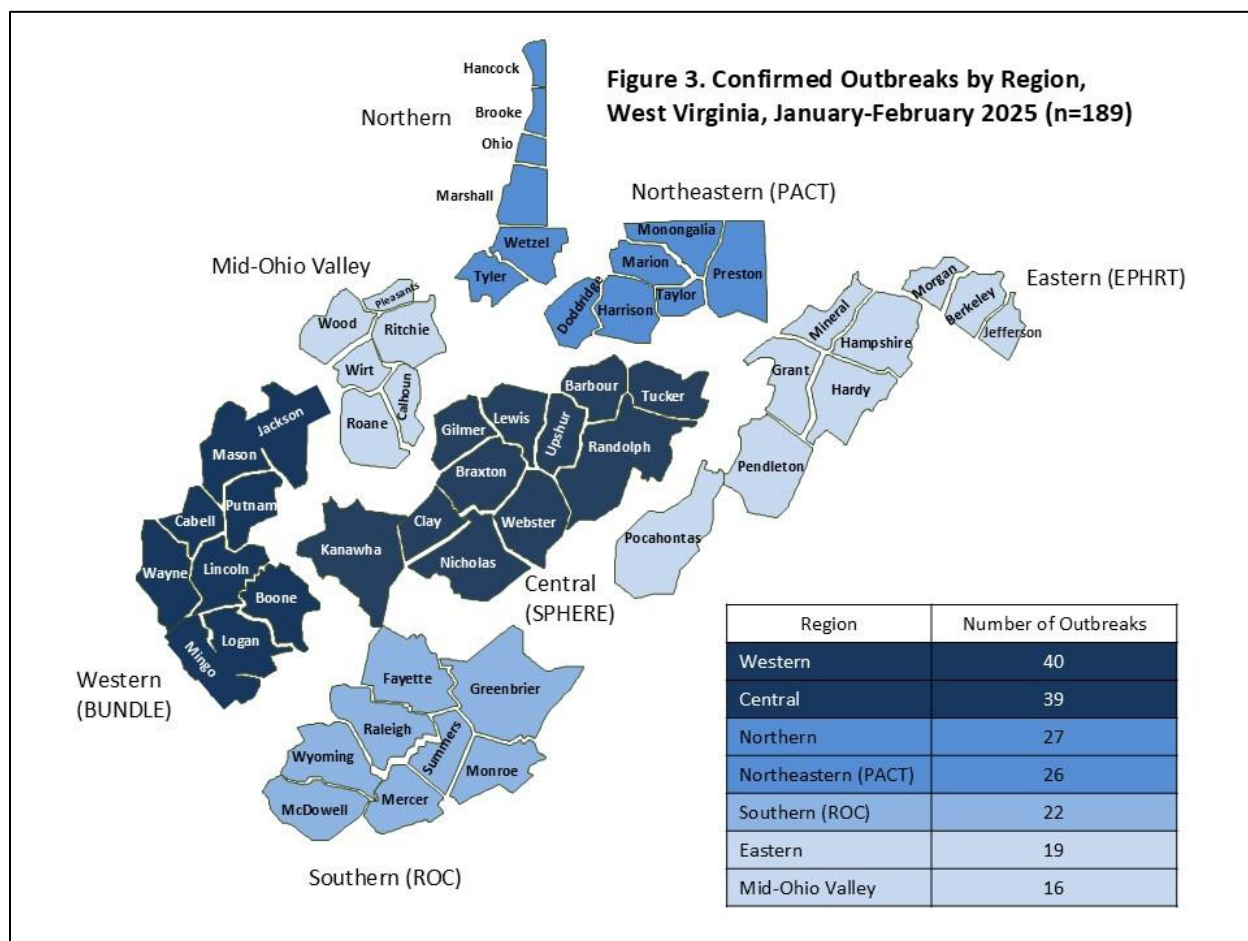
## Outbreak Report for February 2025 West Virginia

Figure 2 illustrates the number of outbreaks per region by type.



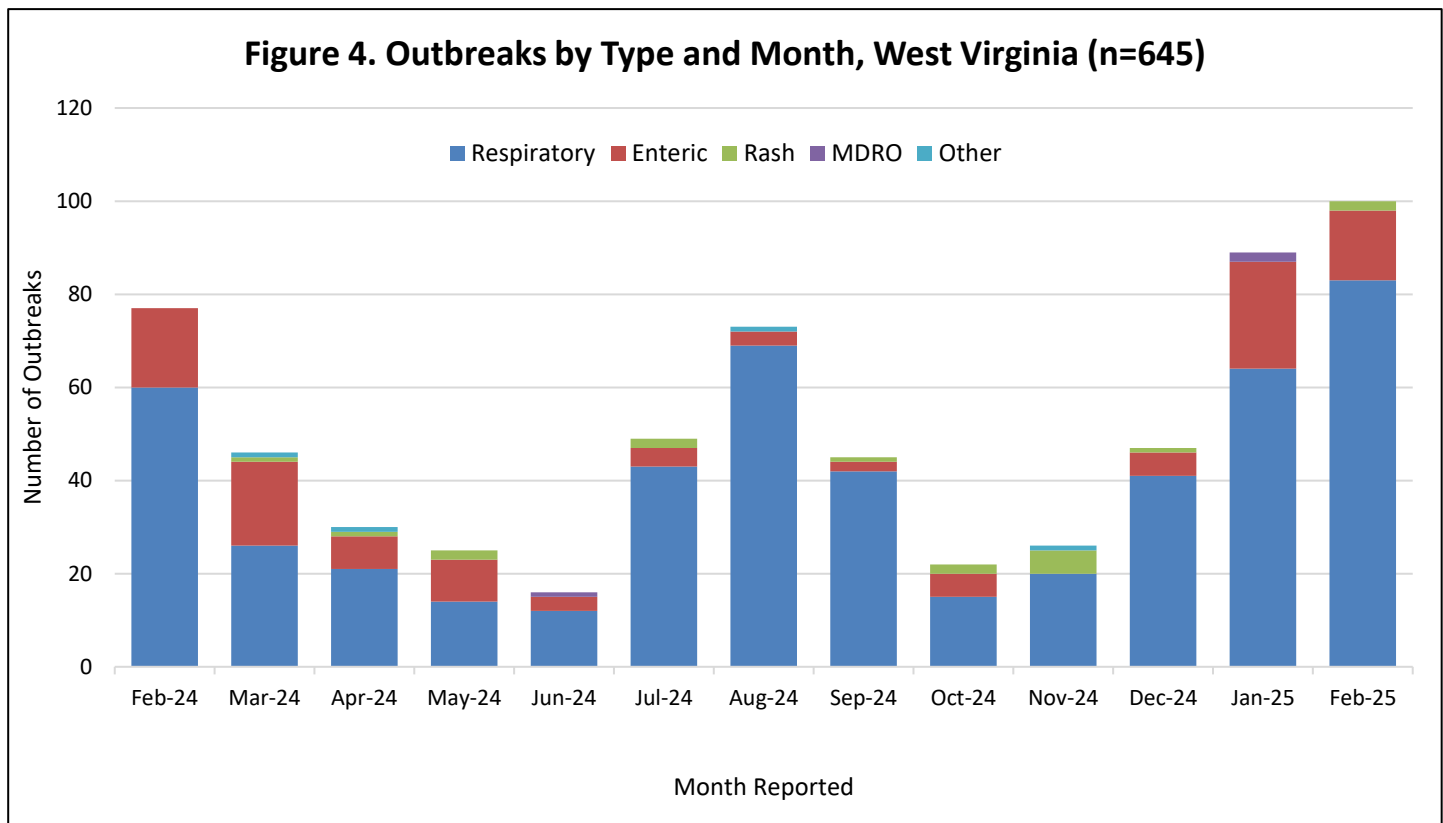
## Outbreak Report for February 2025 West Virginia

Figure 3 displays the number of confirmed outbreaks by region.



# Outbreak Report for February 2025 West Virginia

Figure 4 displays the number of outbreaks by type and month for the period from 2024 to 2025.



For outbreak guidelines or information on any disease or condition, visit the Office of Epidemiology & Prevention Services website at <https://oeps.wv.gov>. For after-hours public health emergencies, disease reporting, or to consult with an epidemiologist, call (304) 558-5358 ext. 1, or toll-free in West Virginia at 1-800-423-1271 (available 24/7/365)

Remember that outbreaks should be reported immediately to the local health department.

This report is sent monthly. Please feel free to contact us if you have any questions or concerns regarding this report.