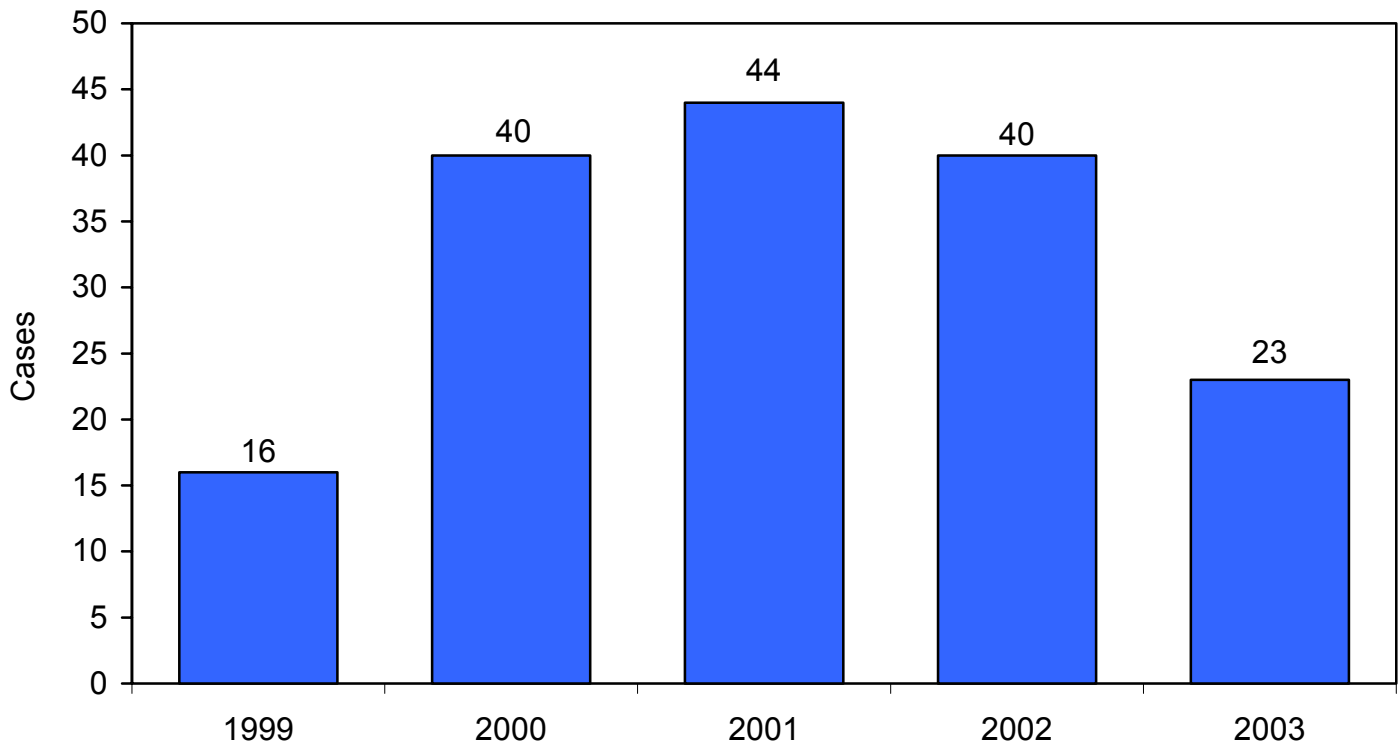


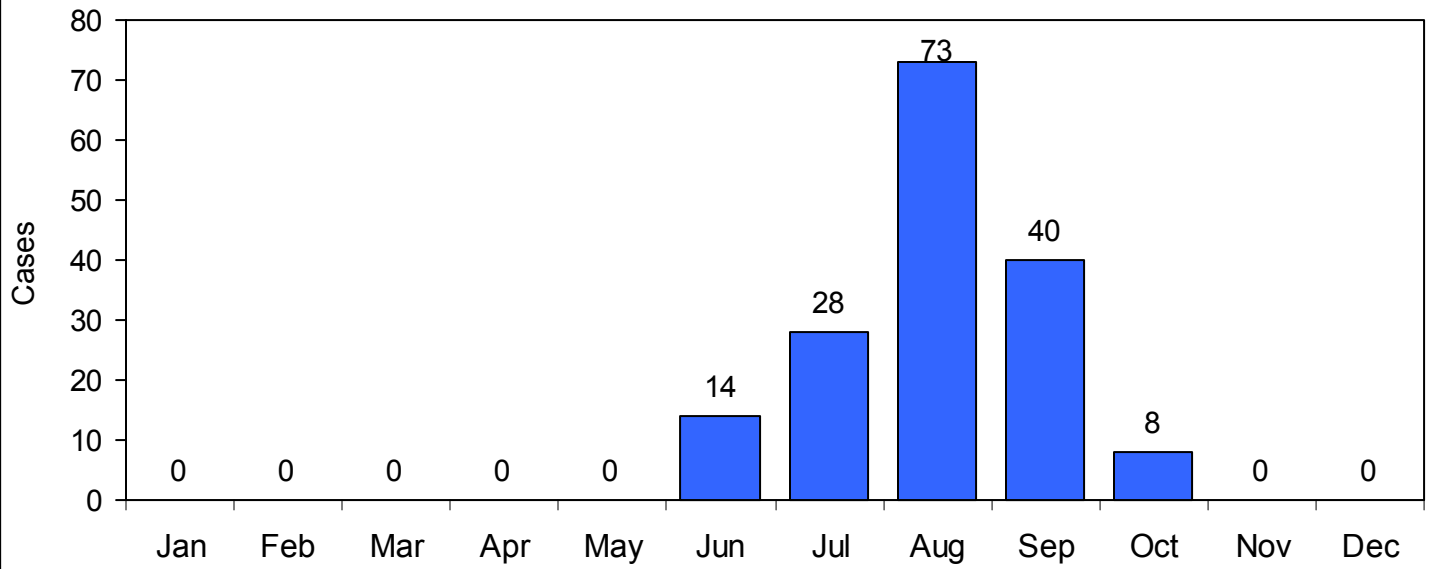
### LaCrosse Encephalitis in West Virginia, 1998-2003

County	1999	2000	2001	2002	2003	5-Yr Total
Barbour	0	1	0	0	0	1
Boone	1	2	3	1	2	9
Clay	1	0	0	0	0	1
Fayette	2	7	6	11	5	31
Greenbrier	2	4	4	3	0	13
Kanawha	1	2	5	1	3	12
Logan	0	3	1	1	0	5
McDowell	0	1	2	2	0	5
Mercer	0	4	6	9	2	21
Monongalia	0	1	0	1	1	3
Monroe	0	0	1	0	0	1
Nicholas	3	2	2	1	3	11
Preston	0	1	0	1	1	3
Raleigh	3	10	12	8	4	37
Randolph	0	0	1	0	0	1
Webster	3	1	0	0	1	5
Wyoming	0	1	1	1	1	4
<b>Total</b>	<b>16</b>	<b>40</b>	<b>44</b>	<b>40</b>	<b>23</b>	<b>163</b>

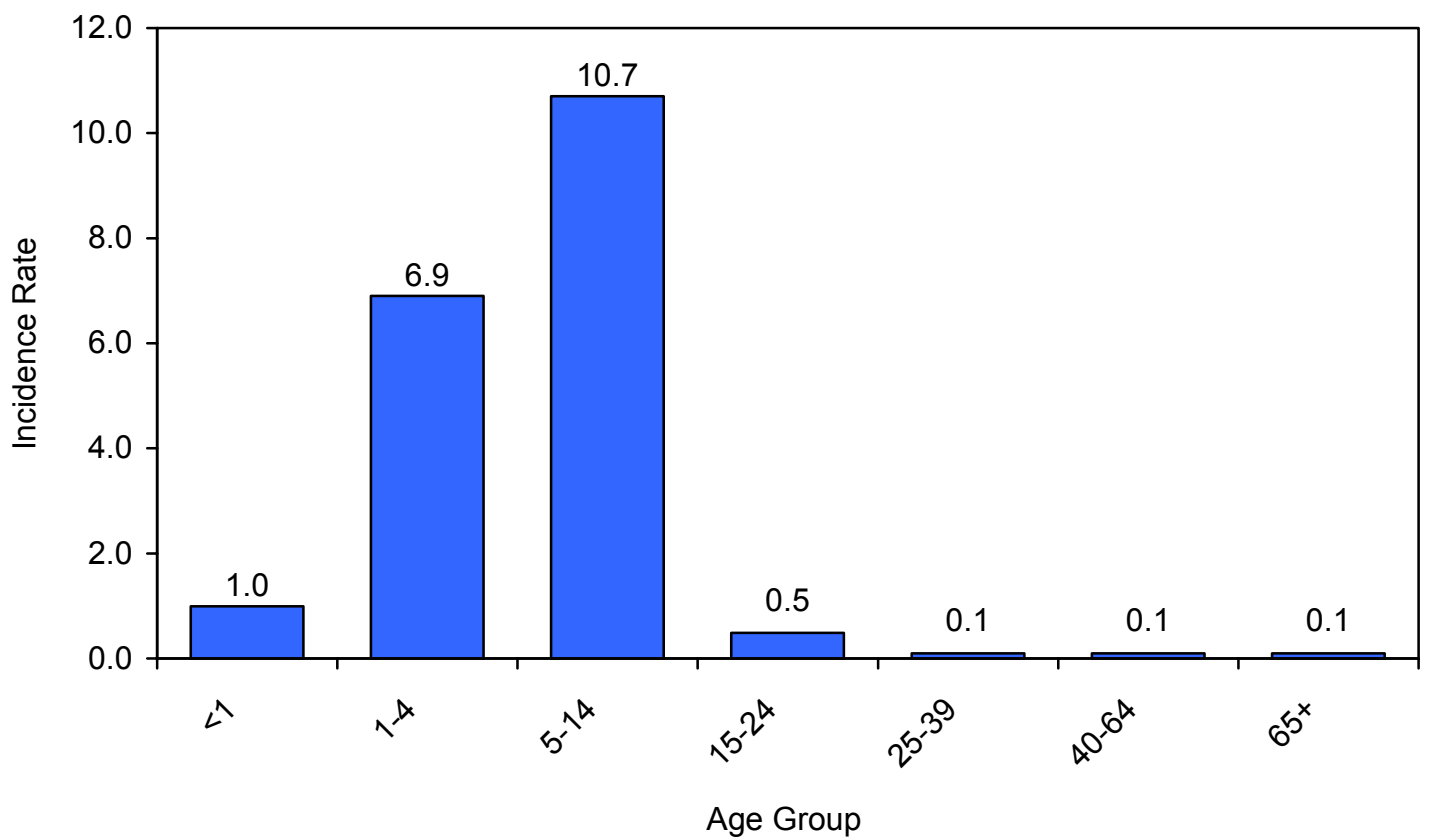
### LaCrosse Encephalitis West Virginia, 1999-2003



## LaCrosse Encephalitis By Month of Onset, West Virginia, 1999-2003



## LaCrosse Encephalitis Incidence Rates\* By Age Group, West Virginia, 1999 - 2003



\*Five-year average annual age-specific rate per 100,000 West Virginia residents