

Outbreak Report for December 2025 West Virginia

During the month of December 2025, there were sixty-three outbreaks reported in West Virginia and sixty-two were confirmed to be outbreaks or clusters of disease. The reported settings for these outbreaks included 41 long-term care facilities (LTCF), 6 daycares, 6 schools, 5 assisted living facilities, 3 hospitals, and 1 psychiatric hospital.

The rest of this report describes the types and settings of the outbreaks. All data provided is provisional as some outbreaks may still be under investigation.

Respiratory Outbreaks During December 2025 (n=48)

Type of Outbreak or Cluster	Number of Outbreaks	Outbreak Setting	# of Cases (Range of Cases)	Testing
COVID-19	29	26 LTCF 2 Assisted Living 1 Daycare	(3-56) (3-4) 3	Lab Confirmed
Influenza	11	5 LTCF 2 Assisted Living 2 Daycares 2 Schools	(2-32) 6 (15-19) (7-10)	Lab Confirmed
Pertussis	3	3 Schools	(2-25)	Lab Confirmed
Legionellosis	3	2 Hospitals 1 LTCF	(2-3) 1	Lab Confirmed
Entero/Rhinovirus	1	1 Psychiatric Hospital	9	Lab Confirmed
Acute Respiratory Illness	1	1 LTCF	13	No Lab Testing, Negative or Non- Contributory

Enteric Outbreaks During December 2025 (n=11)

Type of Outbreak or Cluster	Number of Outbreaks	Outbreak Setting	# of Cases (Range of Cases)	Laboratory Testing
Norovirus	2	2 LTCF	(23-44)	Lab Confirmed
Acute Gastroenteritis Illness	9	5 LTCF 1 Assisted Living 1 Hospital 1 Daycare 1 School	(4-45) 12 11 6 5	No Lab Testing, Negative or Non- Contributory

Outbreak Report for December 2025 West Virginia

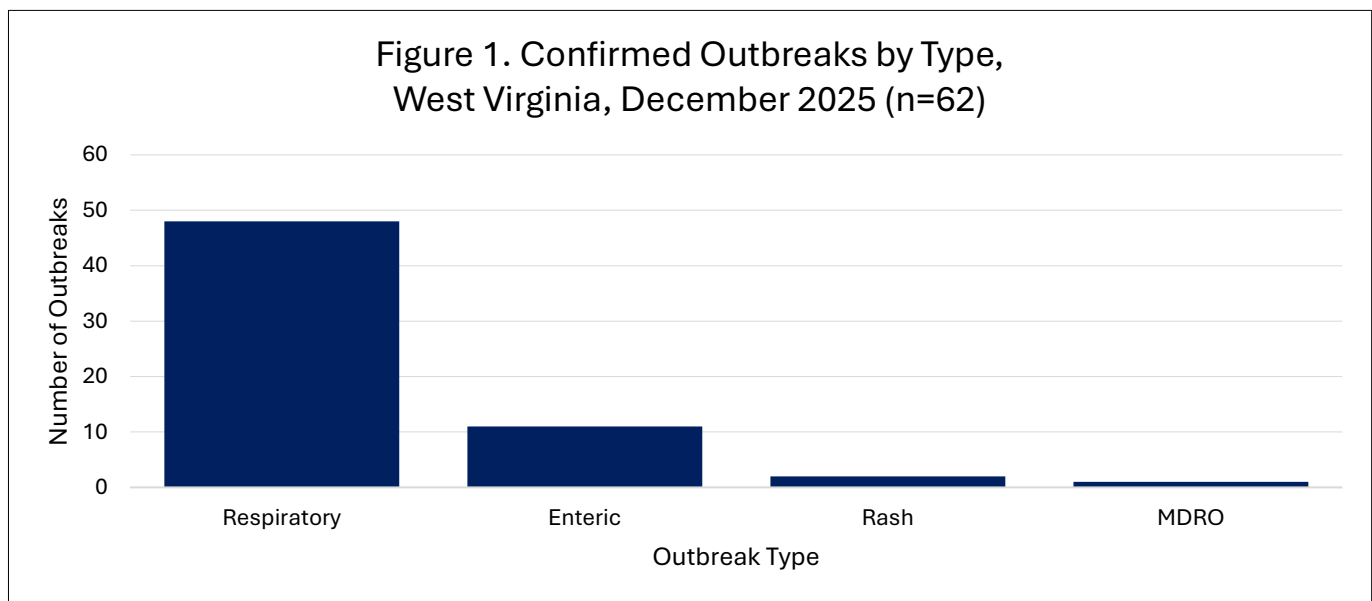
Rash Outbreaks During December 2025 (n=2)

Type of Outbreak or Cluster	Number of Outbreaks	Outbreak Setting	# of Cases (Range of Cases)	Laboratory Testing
Hand, Foot, and Mouth Disease	2	2 Daycares	(3-8)	No Lab Testing

Multidrug-Resistant Organism (MDRO) Outbreaks During December 2025 (n=1)

Type of Outbreak or Cluster	Number of Outbreaks	Outbreak Setting	# of Cases (Range of Cases)	Laboratory Testing
<i>Clostridioides difficile</i>	1	1 LTCF	6	Lab Confirmed

Figure 1 illustrates confirmed outbreaks by type.



Outbreak Report for December 2025 West Virginia

Figure 2 illustrates the number of outbreaks per region by type.

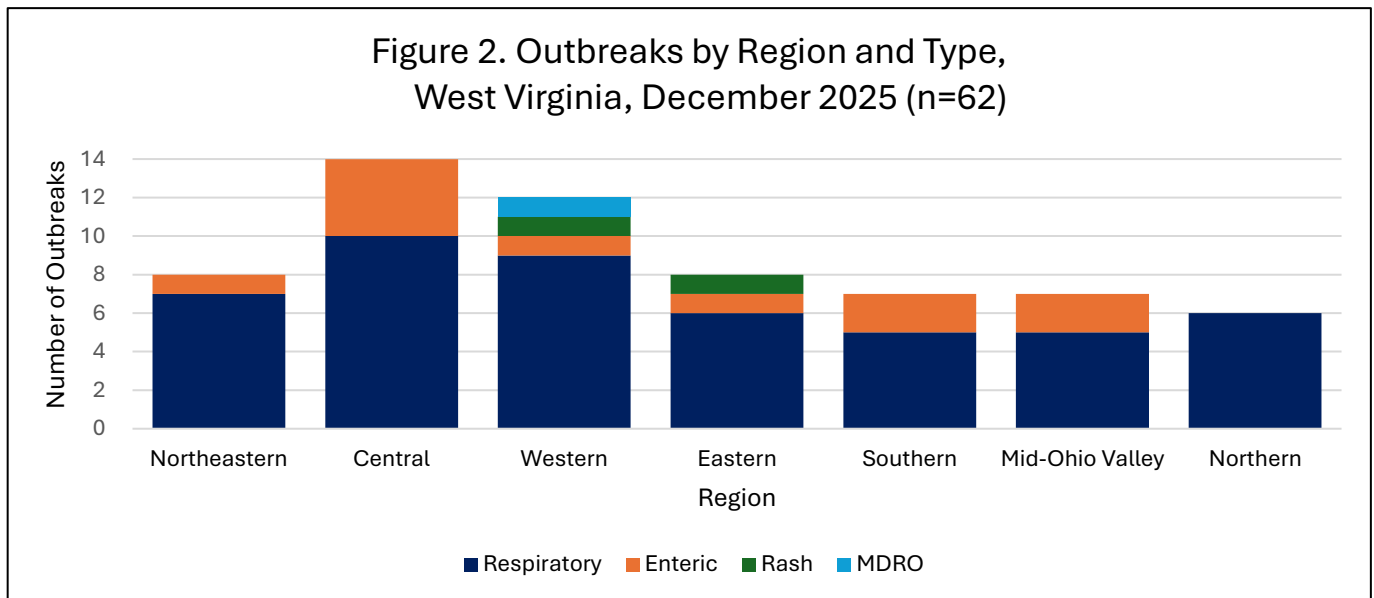
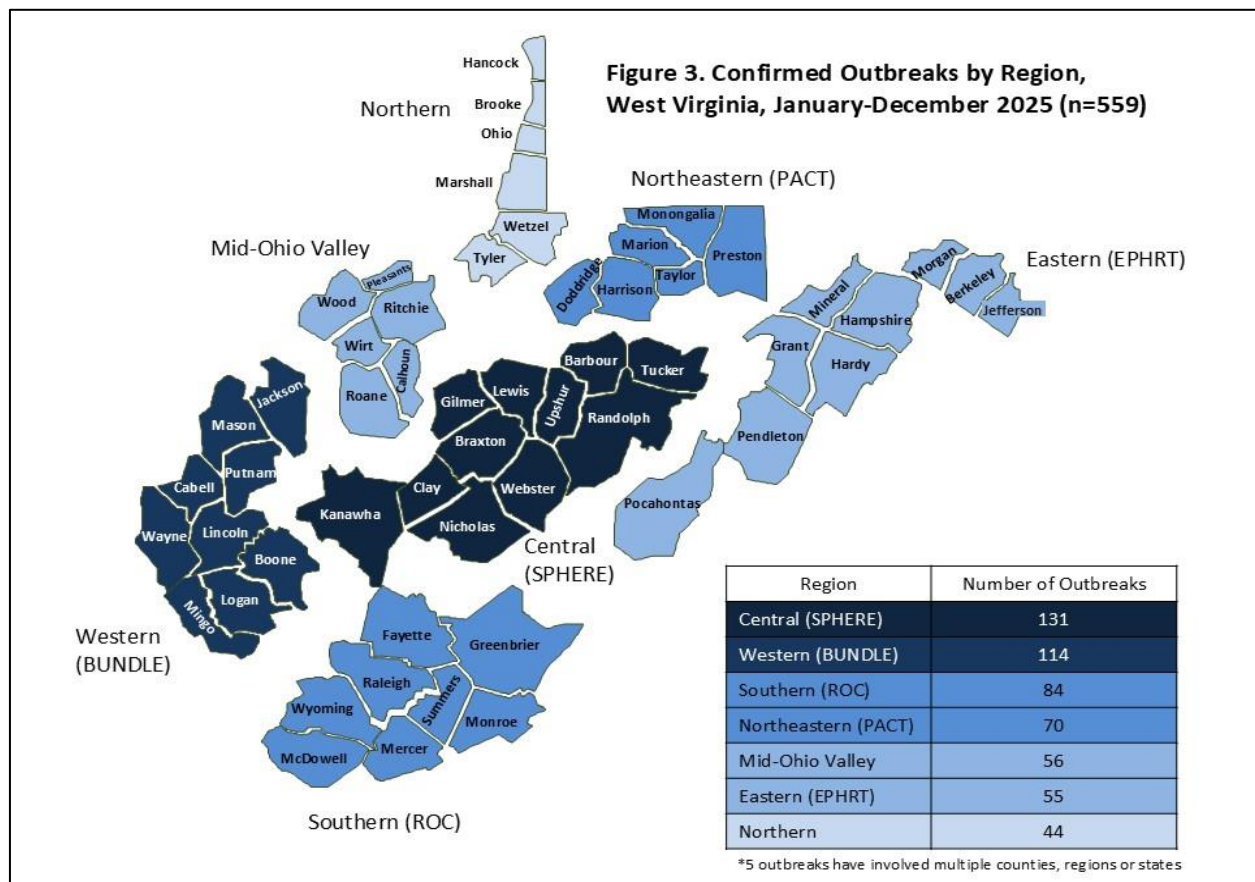
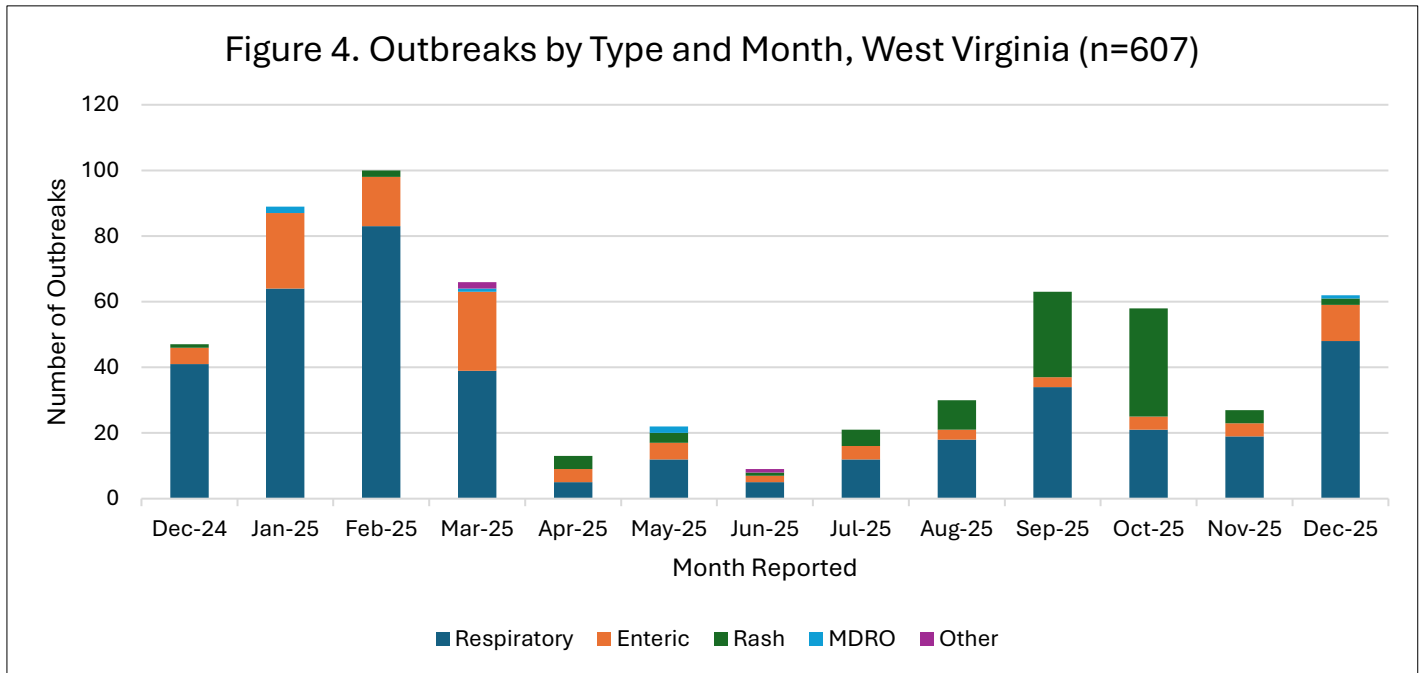


Figure 3 displays the number of outbreaks by region.



Outbreak Report for December 2025 West Virginia

Figure 4 displays the number of outbreaks by type and month for the period from 2024 to 2025.



For outbreak guidelines or information on any disease or condition, visit the Office of Epidemiology & Prevention Services website at <https://oepe.wv.gov>. For after-hours public health emergencies, disease reporting, or to consult with an epidemiologist, call (304) 558-5358 ext. 2, or toll-free in West Virginia at 1-800-423-1271 (available 24/7/365)

Remember that outbreaks should be reported immediately to the local health department.

This report is sent monthly. Please feel free to contact us if you have any questions or concerns regarding this report.