

Outbreak Report for June 2018 West Virginia

During the month of June 2018, there were eleven outbreaks reported in West Virginia. Of the eleven outbreaks reported, all were confirmed as outbreaks or clusters of disease. Seven were reported from healthcare facilities, one from a community, one from a camp, and two were part of multi-state outbreaks.

All healthcare-associated outbreaks were reported from long-term care facilities (LTCFs).

The rest of this report describes the types and settings of the outbreaks. All data provided is provisional.

Respiratory Outbreaks During the Month of June 2018 (n=6)

Type of Outbreak or Cluster	Number of Outbreaks	Outbreak Setting	Laboratory Testing	Number of Cases
Acute Respiratory Syndrome	4	LTCFs	No Testing Done	11, 4, 3
			Testing Negative	21
Human Metapneumovirus	1	LTCF	PCR* Confirmed	5
Rhinovirus	1	LTCF	PCR* Confirmed	18

*Polymerase Chain Reaction (PCR)

Enteric Disease Outbreaks During the Month of June 2018 (n=5)

Type of Outbreak or Cluster	Number of Outbreaks	Outbreak Setting	Laboratory Testing	Number of Cases
Acute Gastroenteritis	2	LTCF	No Testing Done	12
		Camp		21
Salmonellosis	2	Multi-state	Confirmed	In WV: 4, 1
Shiga toxin-producing <i>Escherichia coli</i> (STEC)	1	Community	Confirmed	4

Figure 1 illustrates confirmed outbreaks by type, and Figure 2 depicts outbreak types by surveillance region. A map of West Virginia showing all outbreaks or clusters of disease by region for 2018 is shown in Figure 3.

Outbreak Report for June 2018 West Virginia

Figure 1. Confirmed Outbreaks by Type, West Virginia, June 2018 (n=11)

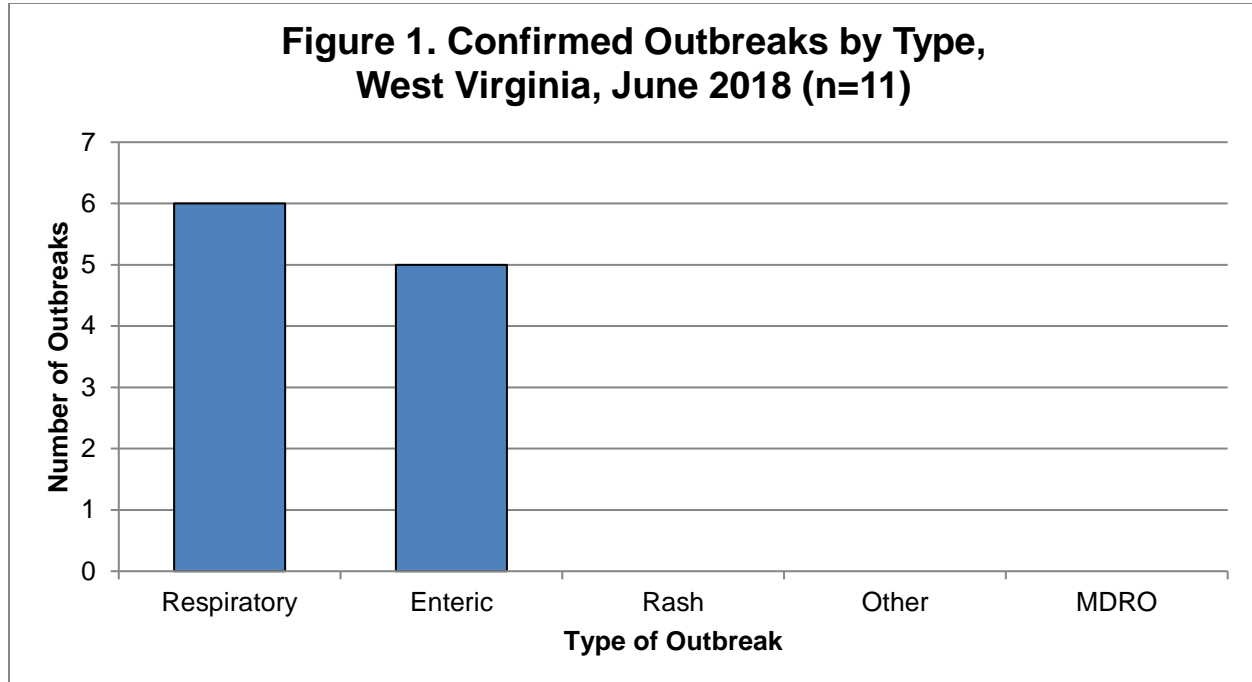
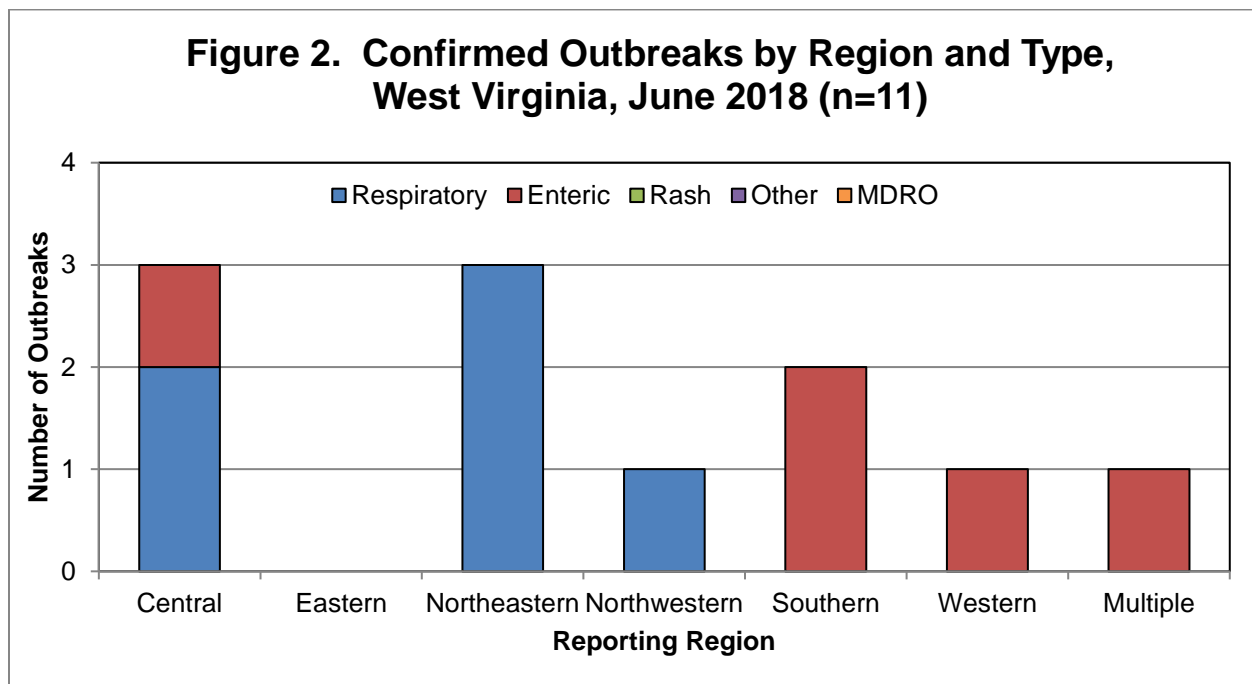
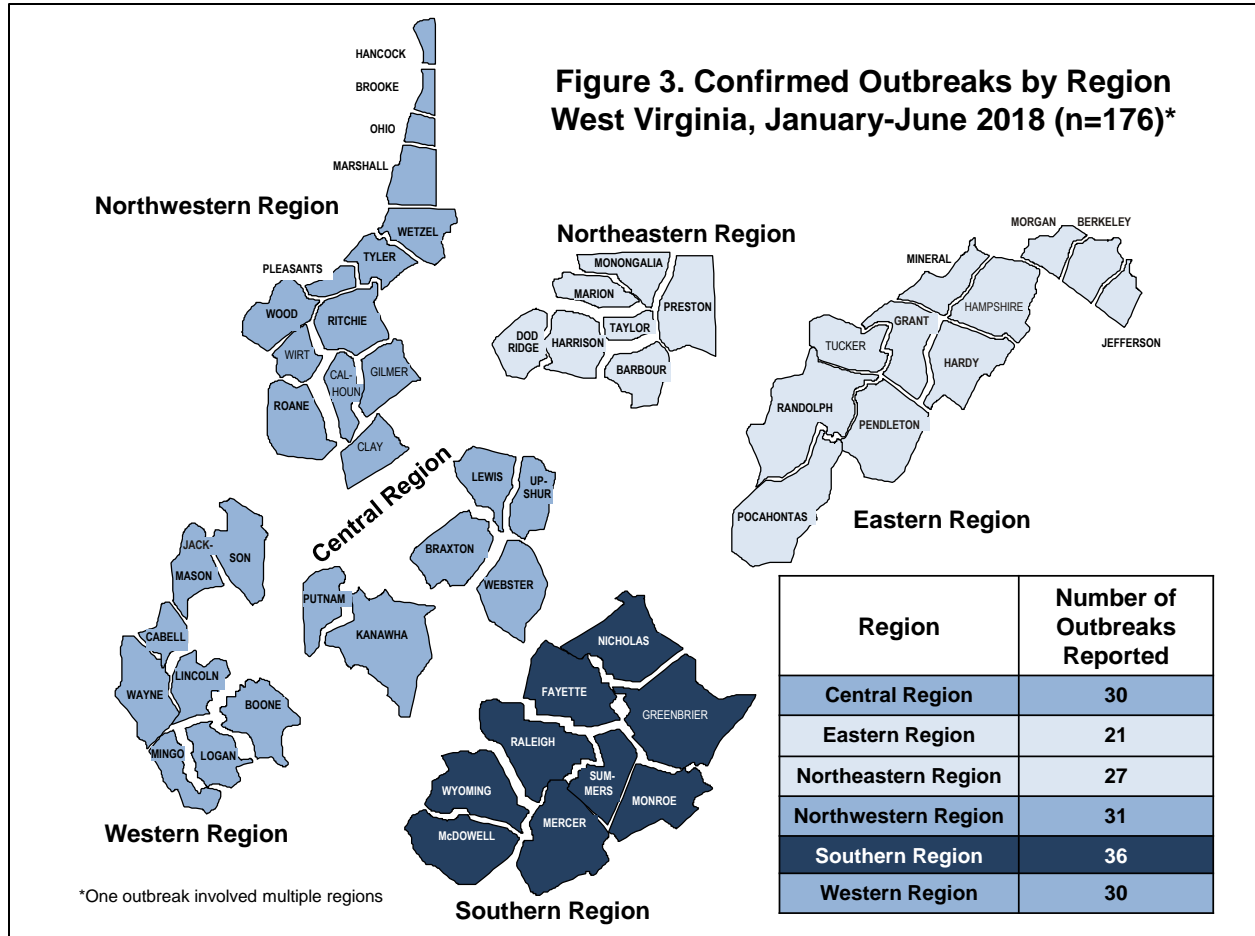


Figure 2. Confirmed Outbreaks by Region and Type, West Virginia, June 2018 (n=11)



Outbreak Report for June 2018 West Virginia



For information on outbreak guidelines or any disease or condition, please visit the Division of Infectious Diseases Epidemiology's website at www.dide.wv.gov or call (304) 558-5358 ext. 1, or toll-free in West Virginia 1 (800) 423-1271 (24/7/365).

Remember that outbreaks should be reported immediately to the local health department.

This report is sent on a monthly basis. Please feel free to contact us if you have any questions or concerns regarding this report.