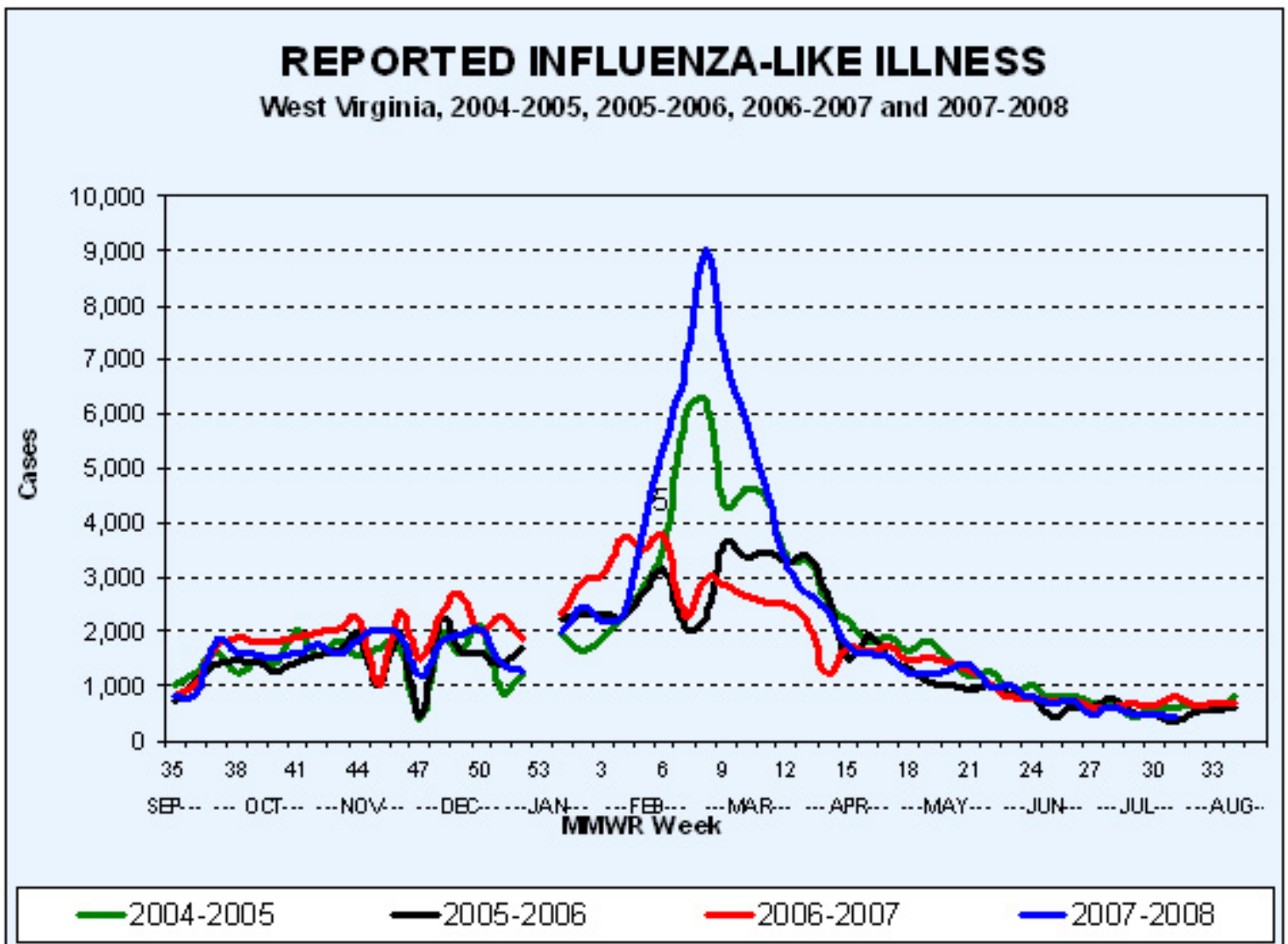


WV INFLUENZA SURVEILLANCE

2007-2008

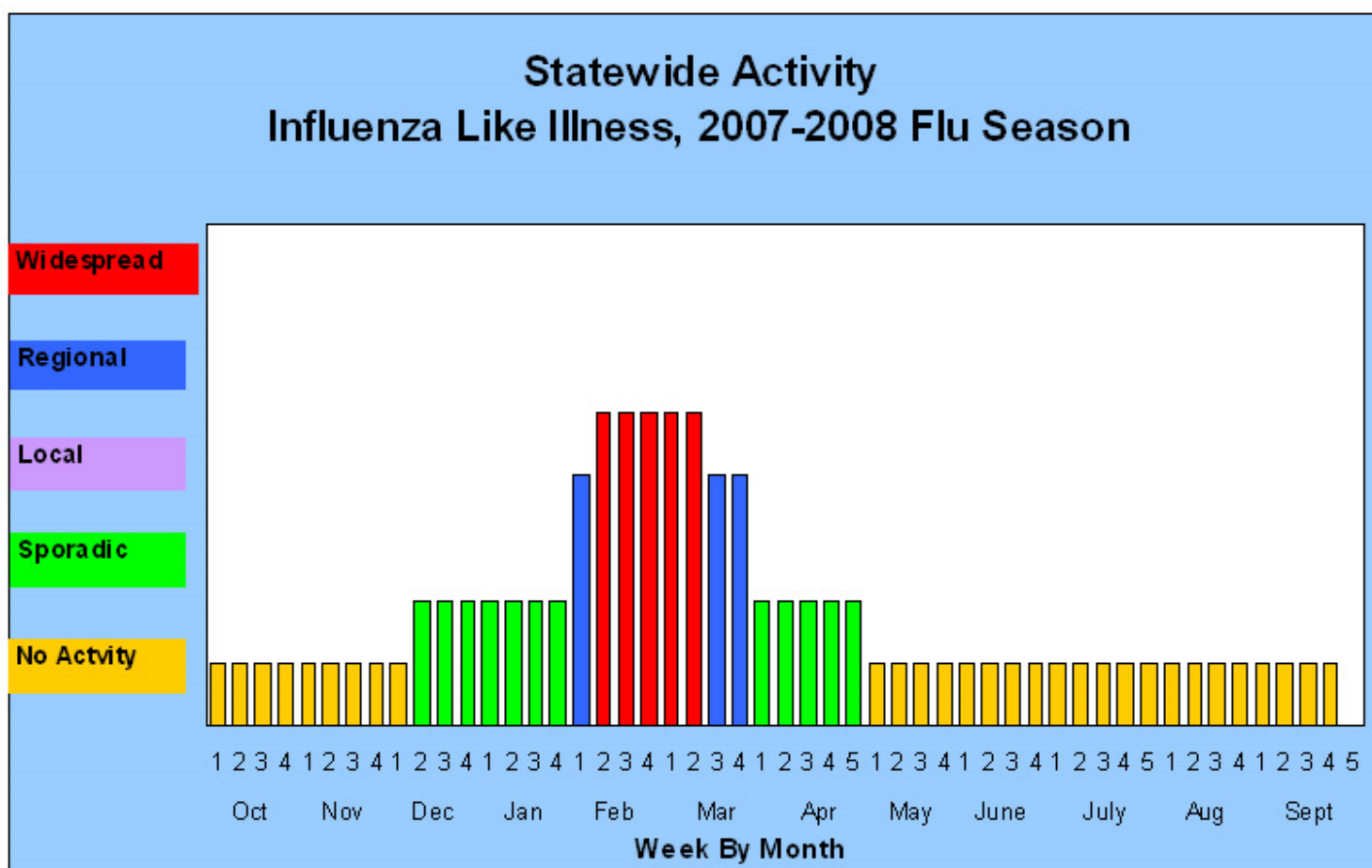
Statewide Temporal Trend of Influenza-Like Illness by MMWR Week (2004-05, 2005-06 and 2006-07 Seasons)

The figure below displays the number of influenza-like illness cases reported during the 2004-05, 2005-06, 2006-07 and 2007-08 influenza seasons. Illness is defined as fever > 100° F AND cough and/ or sore throat without another identified cause. ILI can be caused by a variety of respiratory viruses, so data should always be interpreted in the context of laboratory data. ILI cases are reported by physicians to local health departments. Local health departments report the data weekly to the state.



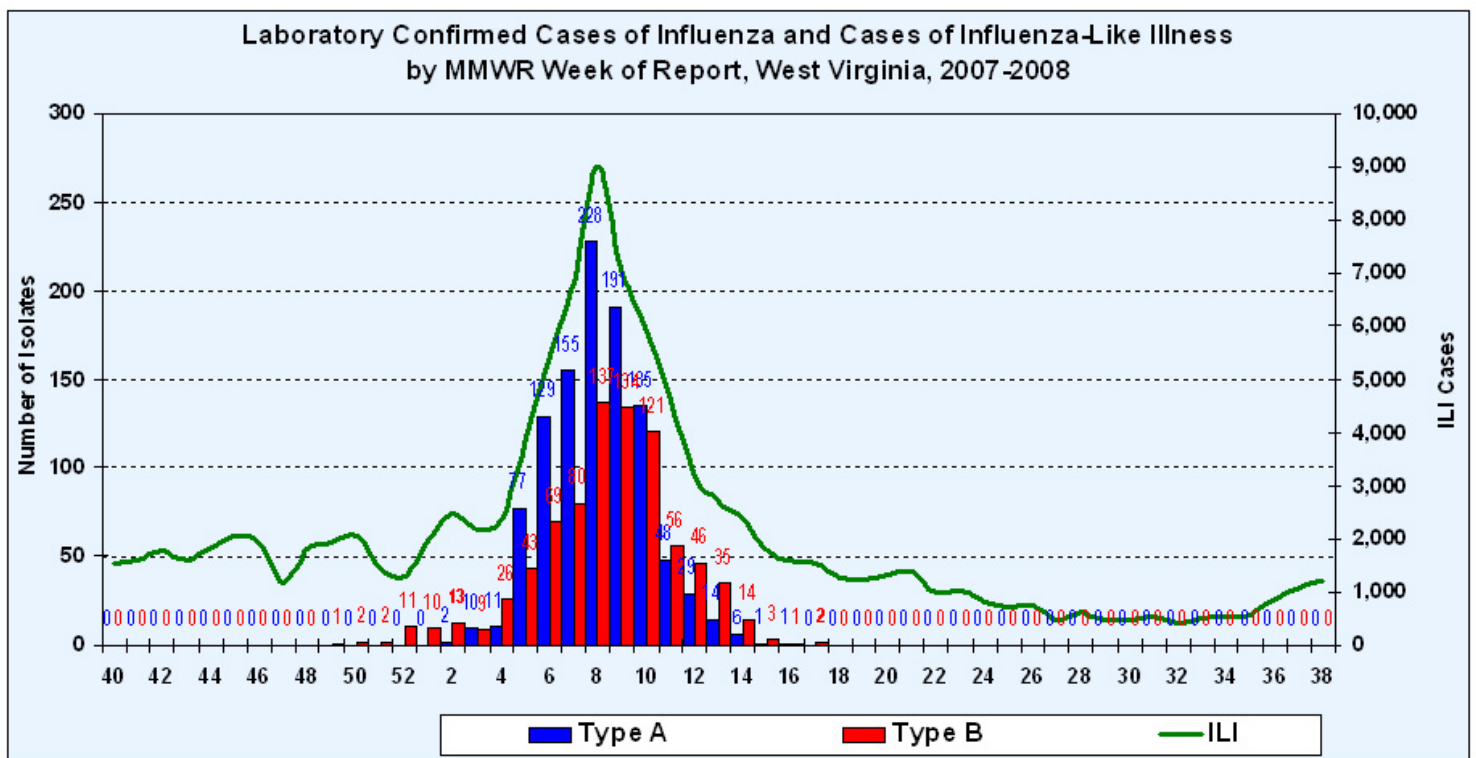
Influenza Activity in West Virginia, 2007-08 flu season

- [Click Here for Chart](#) **No Activity:** No laboratory-confirmed cases of influenza and no reported increase in the number of cases of ILI.
- **Sporadic:** Small numbers of laboratory-confirmed influenza cases or a single laboratory-confirmed influenza outbreak has been reported, but there is no increase in cases of ILI.
- **Local:** Outbreaks of influenza or increases in ILI cases and recent laboratory-confirmed influenza in a single region of the state.
- **Regional:** Outbreaks of influenza or increases in ILI and recent laboratory confirmed influenza in at least 2 but less than half the regions of the state.
- **Widespread:** Outbreaks of influenza or increases in ILI cases and recent laboratory-confirmed influenza in at least half the regions of the state.



Type (A or B) of Influenza and MMWR Week of Occurrence

The figure below displays the number of influenza-like illness cases reported by local health departments during the 2007-08 influenza season along with the number of laboratory confirmed influenza cases (type A and type B) as reported by sentinel laboratories in the state of West Virginia. Sentinel laboratories confirm cases by culture or antigen detection by direct immunofluorescence. Rapid test results are not included.



West Virginia Sentinel Provider Data, 2006-07 Season

The map below shows West Virginia counties that have enrolled influenza sentinel providers for the 2006-07 season.

[Click Here for Chart](#)

The figure below demonstrates the percent of visits for influenza-like illness (ILI) reported by West Virginia sentinel providers during the 2007-08 influenza season.

