

West Virginia Weekly Influenza Surveillance Report

Prepared by the WV Bureau for Public Health's Division of Infectious Disease Epidemiology (DIDE)

Distributed April 28, 2023

Week Ending April 22, 2023 - MMWR Week 16

Recommendations & Resources

The Center for Disease Control and Prevention (CDC) recommends influenza vaccination for all persons aged ≥ 6 months without contraindications. The seasonal flu shot can be given at any time during the flu season and can be co-administered with the COVID-19 vaccine.

View the CDC's current recommendations:

- [Influenza \(ACIP\) Vaccine Recommendations](#)
- [Resources for Health Professionals](#)
- [Frequently Asked Influenza \(Flu\) Questions](#)
- [Testing Guidance for Clinicians When SC2 and Influenza Viruses are Co-Circulating](#)
- [Testing and Management Considerations for Nursing Home Residents with ARI when SC2 and Influenza are Co-Circulating](#)

Other influenza resources:

- West Virginia Immunization Network [Influenza Toolkit](#)
- National Adult and Influenza Immunization Summit [Influenza Workgroup](#)
- Immunization Action Coalition [Influenza Vaccine Page](#)

West Virginia Influenza Activity

Surveillance Summary: True influenza activity is MINIMAL.

Reportable Influenza – **Season to Date** in West Virginia

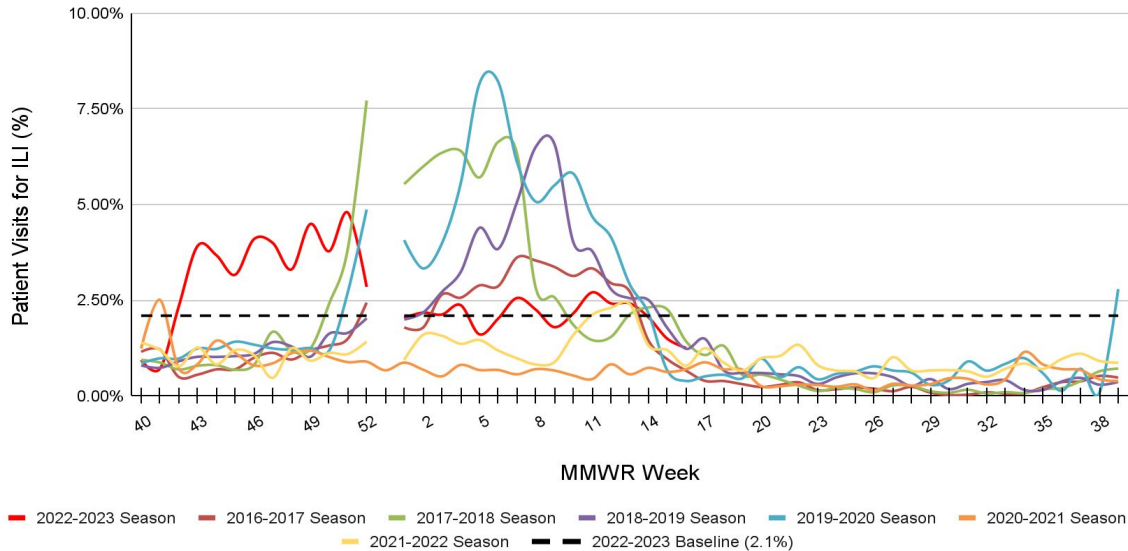
- Positive laboratory tests: 17,851 (see page 5)
- Influenza outbreaks: 44 (see page 6)
- Novel influenza: 0
- Pediatric mortality: 1

More information on national and state respiratory disease surveillance:

- [Overview of Influenza Surveillance System in the U.S.](#)
- [Weekly U.S. Influenza Surveillance Report \(FluView\)](#)
- [Weekly U.S. COVID-19 Surveillance Report \(COVIDView\)](#)
- [West Virginia COVID-19 Surveillance Dashboard](#)
- [The National Respiratory and Enteric Virus Surveillance System \(NREVSS\)](#)

Questions about Influenza Surveillance? Need to report?
Interested in becoming part of the ILINet sentinel network?
Please contact Jillian.L.Wall@wv.gov.

Percent of Patient Visits for Influenza-like Illness,
Reported by West Virginia Sentinel Providers



Influenza-Like Illness (ILI)

Sentinel Providers report via the U.S. Outpatient Influenza-Like Illness Surveillance Network, or ILINet. This system defines ILI as having a

1. fever (temperature of 100°F [37.8°C] or greater) AND
2. cough and/or a sore throat.

The case definition no longer includes “without a known cause other than influenza”. Since ILINet monitors visits for ILI and not just laboratory-confirmed influenza, it will capture visits due to any respiratory pathogen that presents with these ILI symptoms.

<https://www.cdc.gov/flu/weekly/overview.htm>

Statewide percent of visits for ILI remains below the state baseline of 2.1%.**

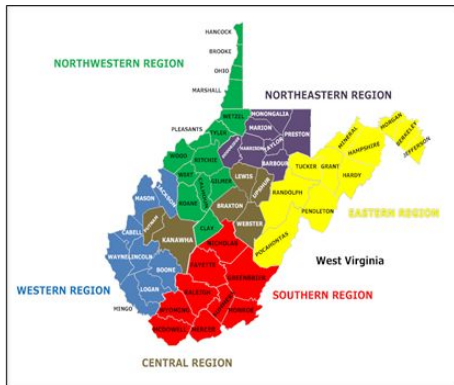
*Due to reporting delays, sentinel provider data is provisional and subject to change. Weekly ILINet data is reported directly to the CDC by 12pm the following Tuesday, so it's possible some ILINet reports may be excluded if they were not reported by the deadline.

**The WV state baseline and the Health & Human Services regional baselines used by the CDC are calculated the same. It is the average percent of patient visits for ILI during non-influenza weeks for the previous three seasons plus two standard deviations.

Sentinel Provider Surveillance (Cont'd)

Week Ending April 22, 2023

West Virginia Surveillance Regions

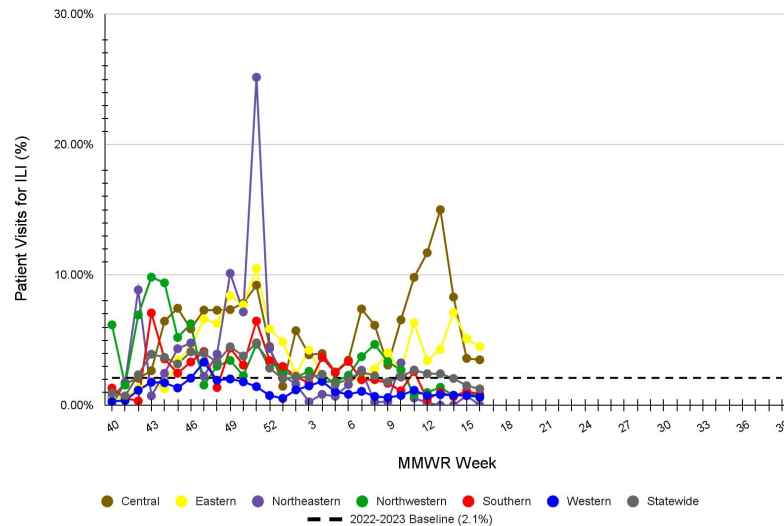


National Surveillance

This week, the national percent of visits for Influenza-Like Illness (ILI) was 1.90%, which is **below** the national ILI baseline of 2.5%.

For more information and data, check out the [Weekly U.S. Influenza Surveillance Report](#).

Percent of Visits for Influenza-like Illness (ILI) Reported by Sentinel Providers, Region and Week, 2022-2023 Season



	WV Surveillance Region						
	State	C	E	NE	NW	S	W
% of visits for ILI [†]	1.26%	3.49%	4.49%	0.00%	0.59%	0.84%	0.64%
# of total visits [†]	9,232	1,117	602	198	1,525	1,895	3,895
# of reporting providers [†]	36	5	5	3	8	7	8

Statewide percent of visits for ILI was below the state baseline of 2.1%.*

[†]Due to reporting delays, sentinel provider data is provisional and subject to change. Weekly ILINet data is reported directly to the CDC by 12pm the following Tuesday, so it's possible some ILINet reports may be excluded if they were not reported by the deadline.

*The WV state baseline and the Health & Human Services regional baselines used by the CDC are calculated the same. It is the average percent of patient visits for ILI during non-influenza weeks for the previous three seasons plus two standard deviations.

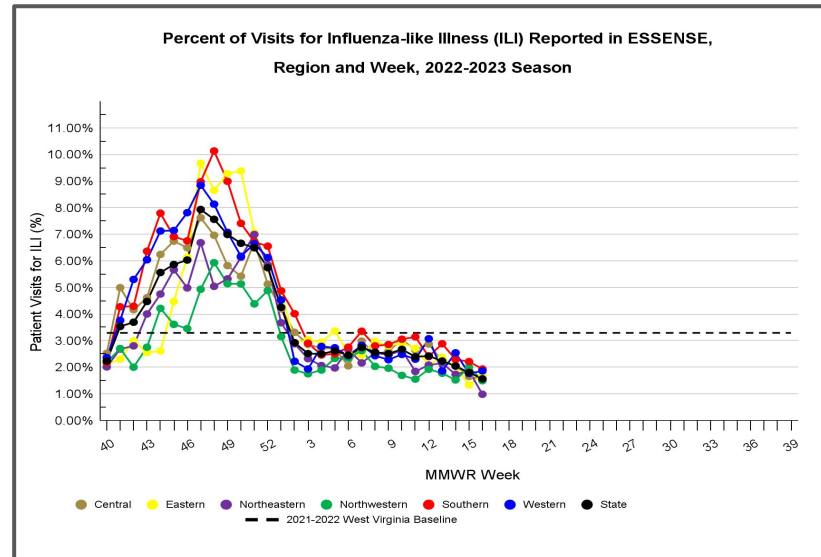
Electronic Surveillance System for the Early Notification of Community-Based Epidemics (ESSENCE)

Most hospitals report ILI in the ESSENCE surveillance system, which pulls data by ICD-10 and chief complaints. Like the sentinel provider data, this data can show the duration and severity of the current influenza season.

This week, the statewide percent of visits for ILI reported in ESSENCE was 1.56%, which is below the average ESSENCE baseline of 3.29%.

For more information on ESSENCE, contact Jessica.L.Hoffman@wv.gov.

Region	% of visits for ILI
Central	1.54%
Eastern	1.70%
Northeast	0.98%
Northwest	1.49%
Southern	1.93%
Western	1.86%
Statewide	1.56%



Laboratory Surveillance

Week Ending April 22, 2023

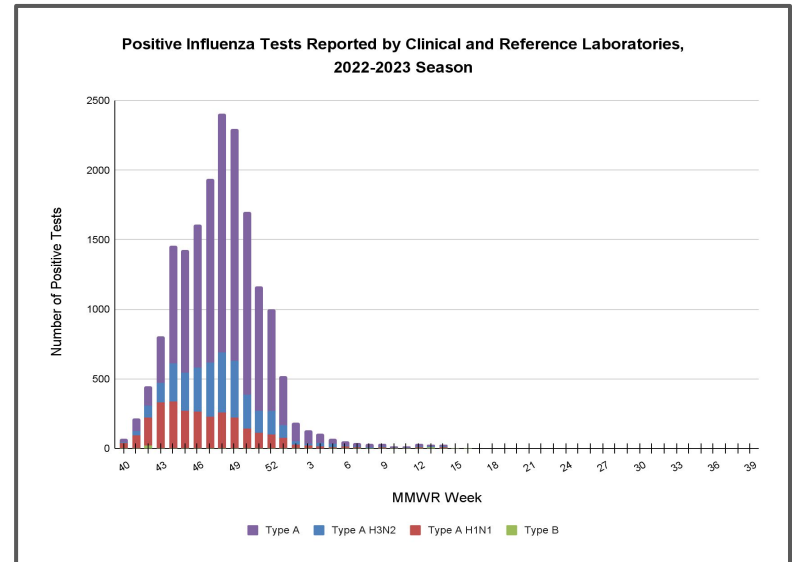
Per WV Code 16-3-1; 64CSR7, hospital and reference laboratories must report counts of positive influenza laboratory tests (PCR, viral culture, and IFA/DFA). This week, **4** positive influenza tests were reported across WV. The number of influenza tests ran and reported this week was **3,045***, which is lower than the current season's average of **6,250** tests reported per week.

Reporting has transitioned to an online report mechanism via Google Forms. Please contact Jillian.L.Wall@wv.gov if your hospital or reference laboratory needs more information on how to report.

If your laboratory cannot reporting electronically, you may complete and submit the old paper [Influenza laboratory Reporting Form](#) which can be found on the Office of Epidemiology and Prevention Services (OEPS) [Flu Page](#).

Region	Reported Positive Influenza Tests, by Type and Subtype*				
	A	A H3N2	A H1N1	B	% Positive
C	0	0	0	0	0.00%
E	0	0	0	1	0.28%
NE	0	0	1	0	0.18%
NW	0	0	0	0	0.00%
S	0	0	0	1	0.33%
W	0	0	0	1	0.17%
State	0	0	1	3	0.13%

*Due to possible delays in laboratory reporting, weekly data is provisional and subject to change.



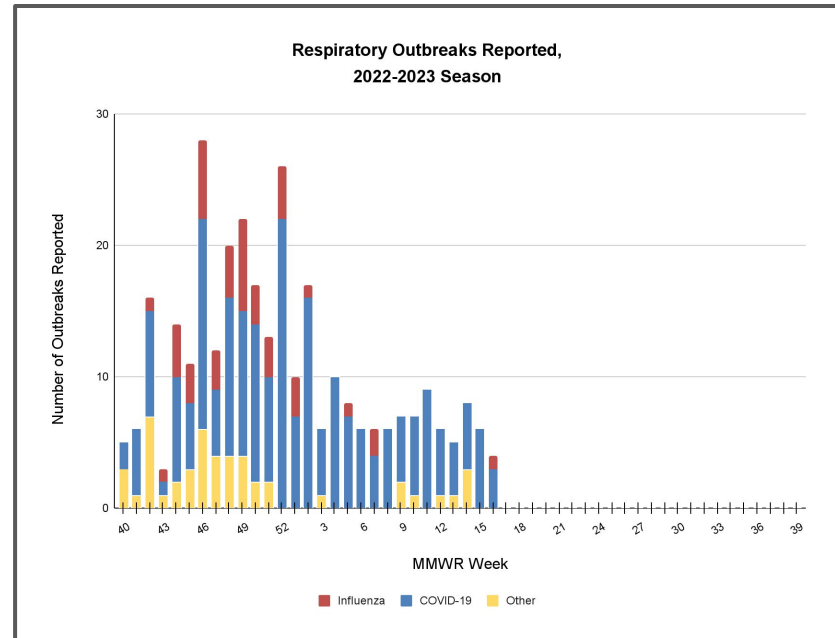
Outbreak Surveillance

Week Ending April 22, 2023

Per WV Code 16-3-1; 64CSR7, clusters and outbreaks of any illness and condition in any setting must be reported **immediately** to the Local Health Department (LHD). Contact Traci.D.Hudson@wv.gov for more information on outbreaks in West Virginia.

Guidelines for common respiratory outbreaks can be found on the OEPS [Outbreak Toolkit](#) webpage. The “other” category includes any pathogen apart from Influenza/COVID such as RSV, Rhinovirus, etc., or any Acute Respiratory Illness (ARI) without a known etiology.

Region	Reported Number of Outbreaks*					
	Influenza		COVID-19 [§]		Other	
	Report Week	Season to Date	Report Week	Season to Date	Report Week	Season to Date
C	0	8	1	43	0	10
E	0	5	1	35	0	11
NE	1	7	1	34	0	8
NW	0	9	0	40	0	2
S	0	12	0	42	0	12
W	0	3	0	25	0	5
State	1	44	3	219	0	48



*This data is provisional and subject to change based on timeliness of reporting..

§Updates to current COVID-19 outbreak definitions, as well as the state reporting processes, may be a factor in the fluctuation of COVID-19 outbreaks.