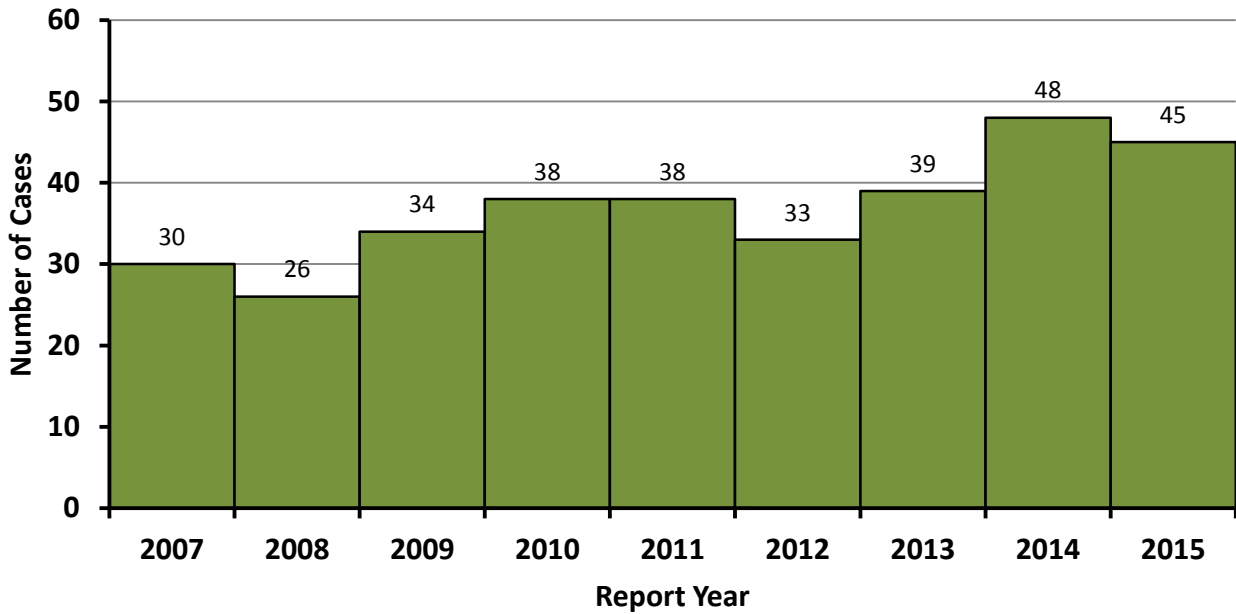
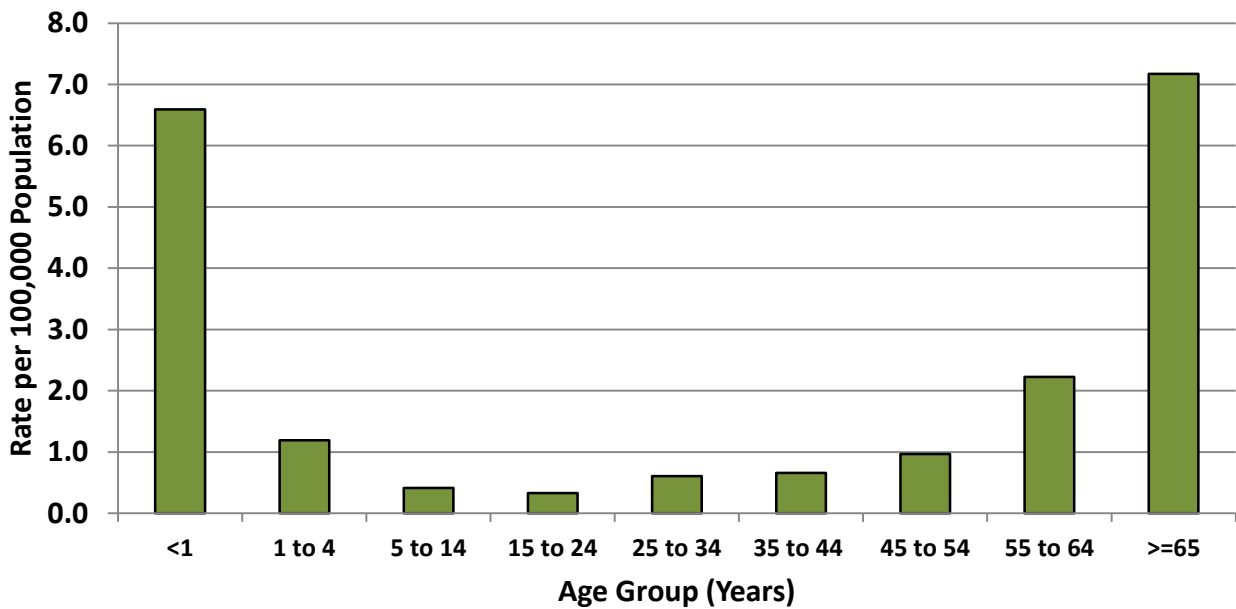


Number of Invasive *Haemophilus influenzae* Cases by Report Year, West Virginia, 2007-2015 (N=331)

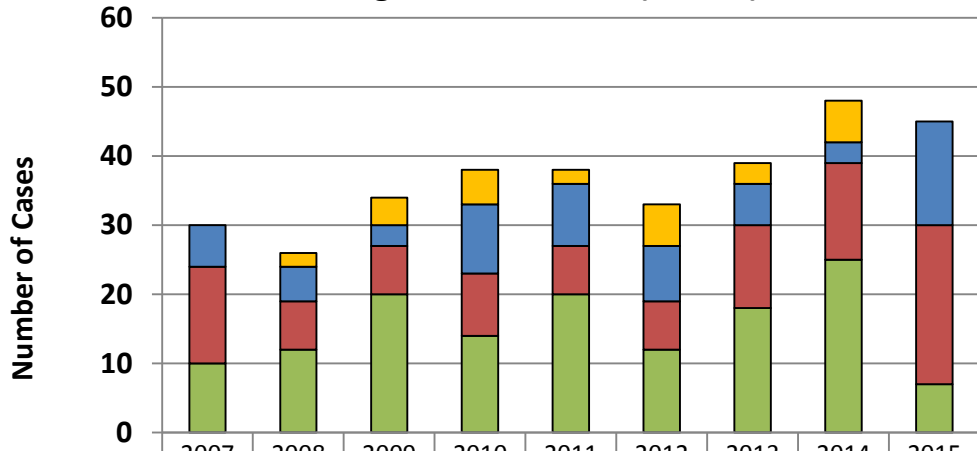


Age-specific Incidence* of Invasive *Haemophilus influenzae*, West Virginia, 2007-2015 (N=331)



*Age-specific population figures from <http://www.census.gov/popest/data/state/asrh/2013/files/SC-EST2013-AGESEX-CIV.csv>

Number of Invasive *Haemophilus influenzae* Cases by Serotype, West Virginia, 2007-2015 (N=331)



■ B	0	2	4	5	2	6	3	6	0
■ Not tested/Unknown	6	5	3	10	9	8	6	3	15
■ Not typeable	14	7	7	9	7	7	12	14	23
■ Other Serotypes	10	12	20	14	20	12	18	25	7

Report Year